


# GL-3737-FP-37Square

## 37x37 (Square) Plastic Beverage Pallet



### Technical Data

Dimensions 37x37x6 inches  
Weight 46.0 lbs

#### Load Capacities

Static 30000 lbs  
Dynamic 5000 lbs  
Racking 2000 lbs

Entry 4-way  
Truckload Qty 576  
Stack TL / LTL 18 / 16

TL (truckload) and LTL (less-than-truckload) quantities are approximate and may vary by transport equipment or other factors.

### Handling Data

<b>Nestable</b> No	<b>Reusability</b> One-Way & Multi-Trip	<b>ISPM-15 Exempt</b> Yes
<b>Stackable</b> Yes	<b>Destination</b> Captive & Export	<b>Food Grade</b> Yes, non-FDA
<b>Rackable</b> Yes	<b>Airfreight</b> No	<b>Pharmaceutical</b> Yes

### Materials and Colors

**Condition**  
New

**Material**  
HDPE/PP (Recycled)

**Color**  
Gray

(High-Density Polyethylene/Polypropylene)

### Deck Specs

**Top Deck**  
Open



**Bottom Deck**  
6 Runner - Perimeter+2 Cross  
(cruciform perimeter base)

Available Option: Rod Inserts (4)

### Features

Specifically designed for the beverage industry.

- Allows for safe double stacking
- Easy-to-clean hygienic design
- Suitable for packaged food items  
(not approved for direct food contact)
- Impervious to acids, fats, solvents and odors
- Resists water absorption & bacteria growth
- Inert to infestation, mold and mildew
- Consistently dimensionally accurate
- Exempt from ISPM 15 shipping regulations



# Nelson™

The Nelson Company

(443) 649-5294

[plastic@NelsonCompany.com](mailto:plastic@NelsonCompany.com)

[www.NelsonCompany.com](http://www.NelsonCompany.com)

[www.NelsonTechCenter.com](http://www.NelsonTechCenter.com)

Spec Sheet Generated On: 5/18/2024

Specs subject to change without notice. Provided for informational purposes only. Technical data are guideline values and may vary based on intended use, features, raw materials and environment. Nothing shall be construed as warranties or guarantees, express or implied, regarding products or their use, application, performance or otherwise.