

PG-4832-3R-660CD

48x32 (Euro)

Plastic Industrial Pallet



Technical Data

Dimensions 47.2x31.5x5.9 inches (1200x800x150 mm)
Weight 30.9 lbs

Load Capacities

Static 8800 lbs
Dynamic 2200 lbs
Racking 1968 lbs

Entry 4-way
Truckload Qty 624
Stack TL 16

TL (truckload) quantities are approximate and may vary by transport equipment or other factors.

Handling Data

Nestable No	Reusability Multi-Trip	ISPM-15 Exempt Yes
Stackable Yes	Destination Captive & Export	Food Grade Yes, non-FDA
Rackable Yes	Airfreight No	Pharmaceutical Yes

Materials and Colors

Condition
New

Material HDPE/PP (Recycled) HDPE/PP (Virgin*)	Color Black Gray/Custom*
--	---------------------------------------

(High-Density Polyethylene/Polypropylene)

*Custom colors and markings available in virgin material.
(Minimum quantities required.)

Deck Specs

Top Deck
Closed

Bottom Deck
3 Runner - Unidirectional Long Side

Available Options:
Safety rims
2 or 3 runners
Anti-slip strips
Open deck

Features

- Optimized to fit conveyors and automated systems
- Closed deck design eliminates debris getting caught in the pallet
- Standard size used across EU
- Design is popular in rail freight applications
- Allows for safe double stacking
- Easy-to-clean hygienic design
- Suitable for packaged food items
(not approved for direct food contact)
- Impervious to acids, fats, solvents and odors
- Resists water absorption & bacteria growth
- Inert to infestation, mold and mildew
- Consistently dimensionally accurate
- Exempt from ISPM 15 shipping regulations



NelsonTM

The Nelson Company

(443) 649-5294

plastic@NelsonCompany.com

www.NelsonCompany.com

www.NelsonTechCenter.com

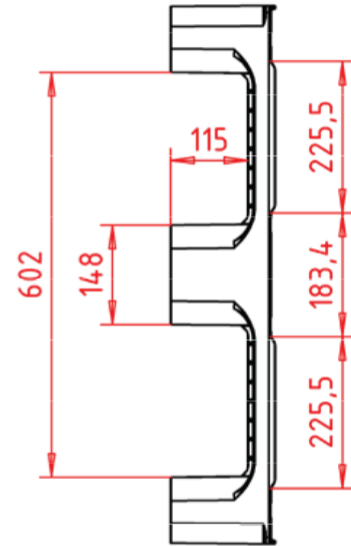
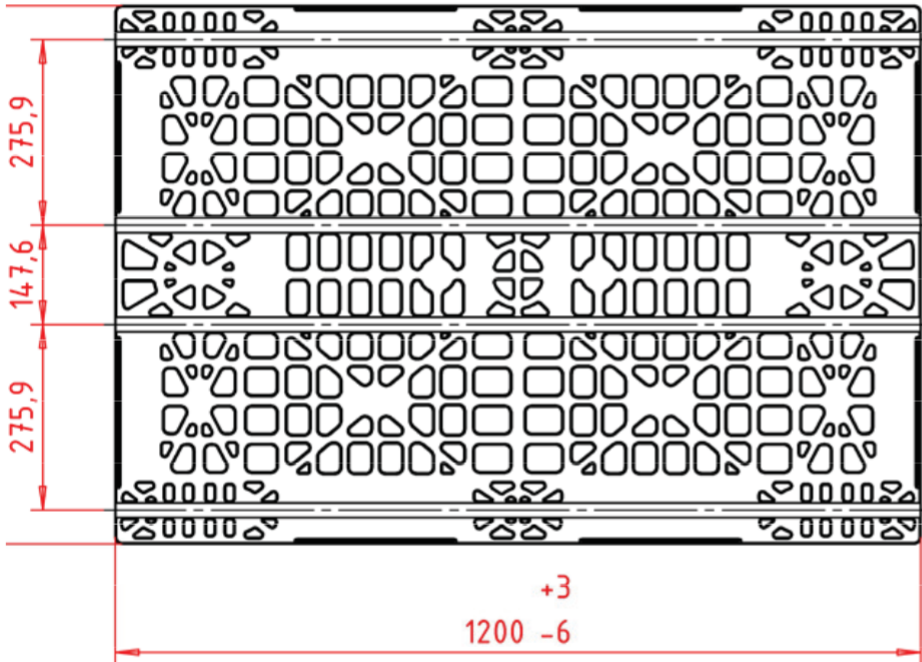
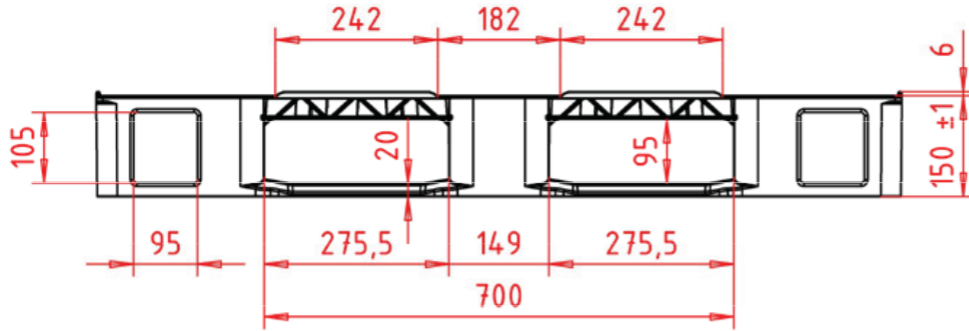
PG-4832-3R-660CD

48x32 (Euro)

Plastic Industrial Pallet



Technical Drawings



NelsonTM

The Nelson Company

(443) 649-5294

plastic@NelsonCompany.com

www.NelsonCompany.com

www.NelsonTechCenter.com