

CPP306/ACM

1200x1000

Plastic Industrial Pallet



Technical Data

Dimensions 47.24x39.37x6.29 inches (1200x1000x160 mm)
Weight 33.0 lbs

Load Capacities

Static 8500 lbs
Dynamic 4400 lbs
Racking 650 lbs

Entry 4-way
Truckload Qty 510
Stack TL / LTL 17 / 15

TL (truckload) and LTL (less-than-truckload) quantities are approximate and may vary by transport equipment or other factors.

Handling Data

Nestable No	Reusability One-Way & Multi-Trip	ISPM-15 Exempt Yes
Stackable Yes	Destination Captive	Food Grade Yes, non-FDA
Rackable Yes	Airfreight No	Pharmaceutical Yes



Materials and Colors

Condition
New

Material
ACM (Recycled)

Color
Black

Deck Specs

Top Deck
Open

Bottom Deck
6 Runner - Perimeter+2 Cross
(cruciform perimeter base)

Available Options:
CPP300 - No skids (nestable)
CPP303 - 3 Runner snap-on skids*
CPP306 - 6 Runner snap-on skids*
*Order with skids off for lower shipping cost

Features

- Allows for safe double stacking
- Easy-to-clean hygienic design
- Suitable for packaged food items
(not approved for direct food contact)
- Impervious to acids, fats, solvents and odors
- Resists water absorption & bacteria growth
- Inert to infestation, mold and mildew
- Consistently dimensionally accurate
- Exempt from ISPM 15 shipping regulations

NelsonTM

The Nelson Company

(443) 649-5294

plastic@NelsonCompany.com

www.NelsonCompany.com

www.NelsonTechCenter.com

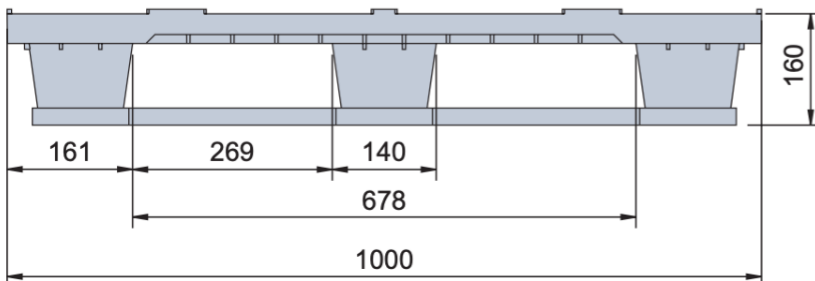
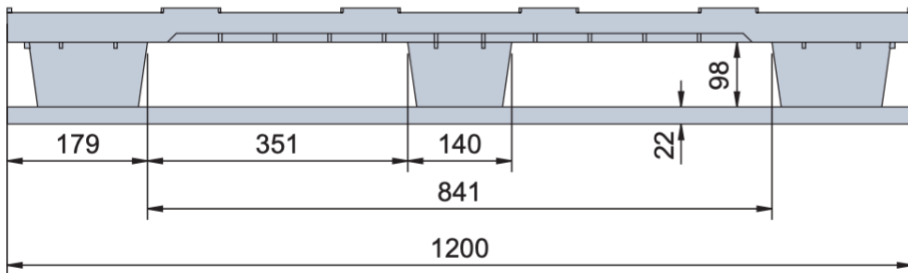
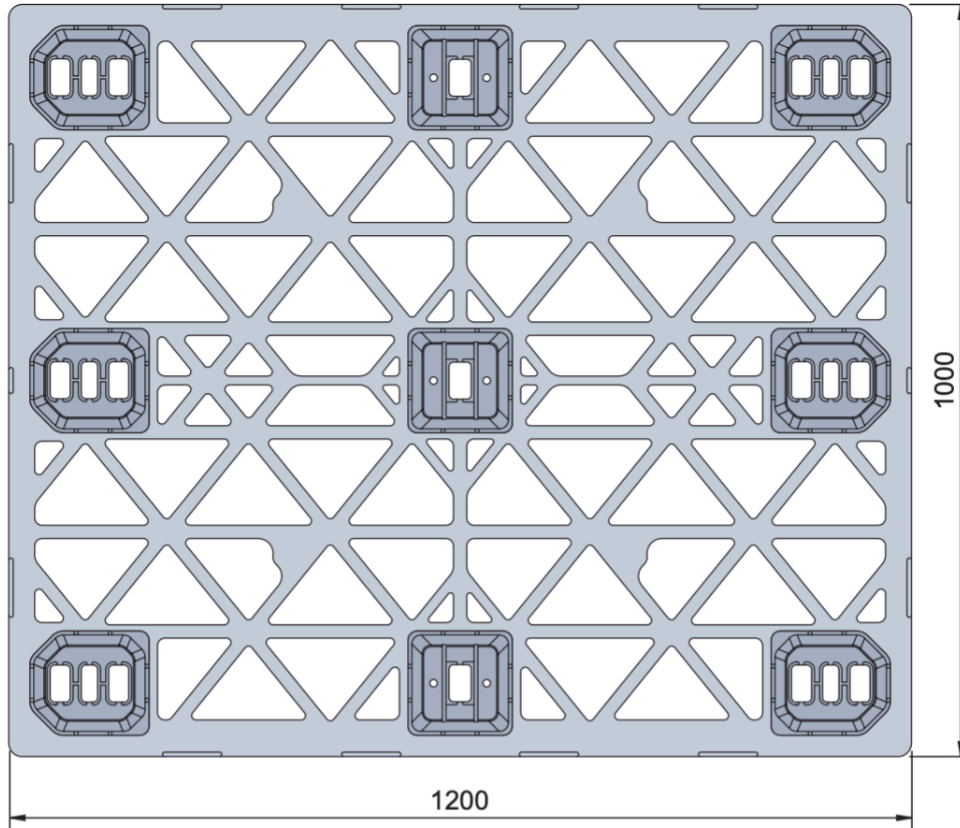
CPP306/ACM

1200x1000

Plastic Industrial Pallet



Technical Drawings



Nelson™

The Nelson Company

(443) 649-5294

plastic@NelsonCompany.com

www.NelsonCompany.com

www.NelsonTechCenter.com

Tech Sheet Generated On: 5/19/2024

Specs subject to change without notice. Provided for informational purposes only. Technical data are guideline values and may vary based on intended use, features, raw materials and environment. Nothing shall be construed as warranties or guarantees, express or implied, regarding products or their use, application, performance or otherwise.