

NPP-4840-N-SpillPal

48x40 (Standard) Plastic Industrial Pallet



Technical Data

Dimensions 48x40x6 inches
Weight 28 lbs

Load Capacities

Static 8000 lbs
Dynamic 3000 lbs
Racking 1500 lbs

Entry 4-way
Truckload Qty 750
Stack TL 25

TL (truckload) quantities are approximate and may vary by transport equipment or other factors.

Handling Data

Nestable Yes	Reusability Multi-Trip	ISPM-15 Exempt Yes
Stackable Yes	Destination Captive	Food Grade Yes, non-FDA
Rackable Yes	Airfreight Yes	Pharmaceutical Yes

Materials and Colors

Condition
New

Material	Color
HDPE (Recycled)	Black
HDPE (Virgin*)	Gray/Custom*

*Custom colors and markings available in virgin material.
(Minimum quantities required.)

Deck Specs

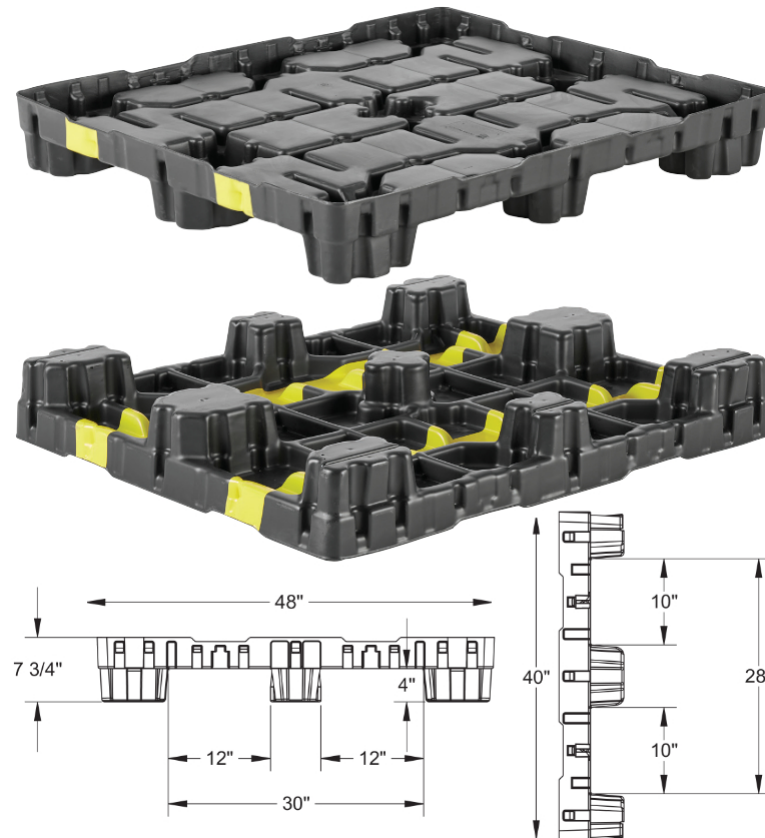
Top Deck
Closed

Bottom Deck
9 Feet - Nesting

Available Options:
Molded-in no-rust aluminum bars for strength and rigidity
Holes in feet to allow for either flow-thru or containment of liquids

Features

- Top deck channels prevent liquids from pooling
- Thick 1/4" nominal walls provide highest impact strength available
- Virtually eliminates combo "tipping" during shipment with other plastic or wood pallets
- Boxy 9 leg design allows racking in certain applications
- Nesting saves storage & shipping costs
- Allows for safe double stacking
- Easy-to-clean hygienic design
- Suitable for packaged food items
(not approved for direct food contact)
- Impervious to acids, fats, solvents and odors
- Resists water absorption & bacteria growth
- Inert to infestation, mold and mildew
- Consistently dimensionally accurate
- Exempt from ISPM 15 shipping regulations



NelsonTM

The Nelson Company

(443) 649-5294

plastic@NelsonCompany.com

www.NelsonCompany.com

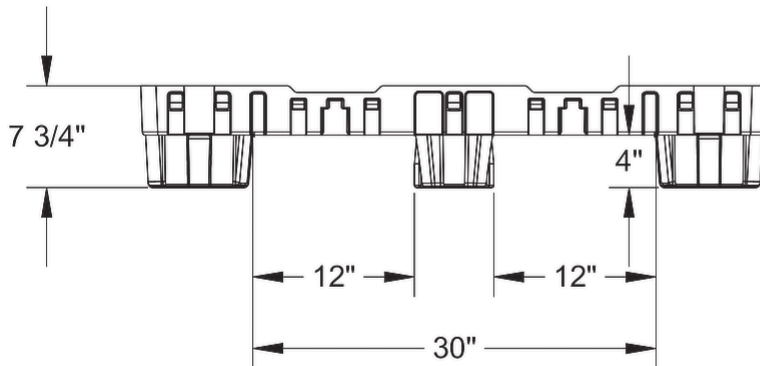
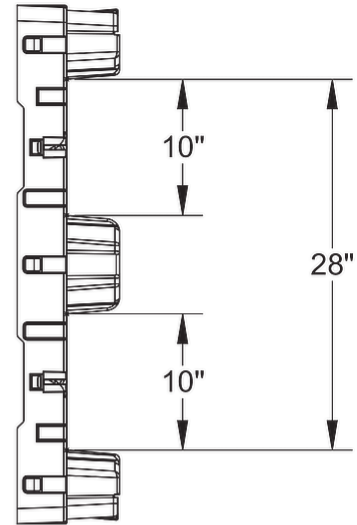
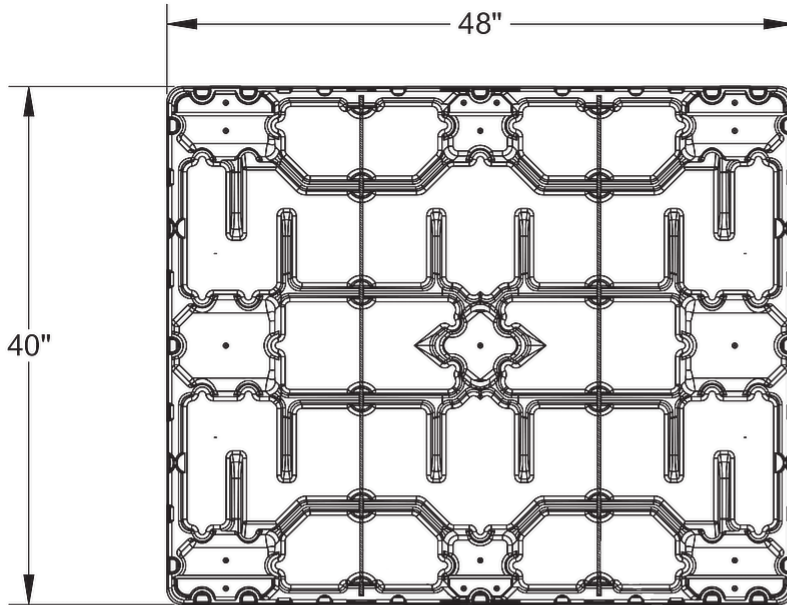
www.NelsonTechCenter.com

NPP-4840-N-SpillPal

48x40 (Standard)
Plastic Industrial Pallet



Technical Drawings



NelsonTM

The Nelson Company

(443) 649-5294

plastic@NelsonCompany.com

www.NelsonCompany.com

www.NelsonTechCenter.com